



Error Loading Meeting Status in Strata Master

Summary

This article will assist you to resolve the issue when a meeting status error arises in the Meeting Register when attempting to enter a new meeting.

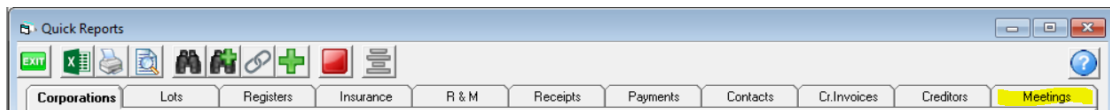
You may note some fields are blank, or even some meetings are missing from the list.

To Resolve the Error Message Regarding Loading Meeting Status

1. Click on Quick Reports in the Icon toolbar.

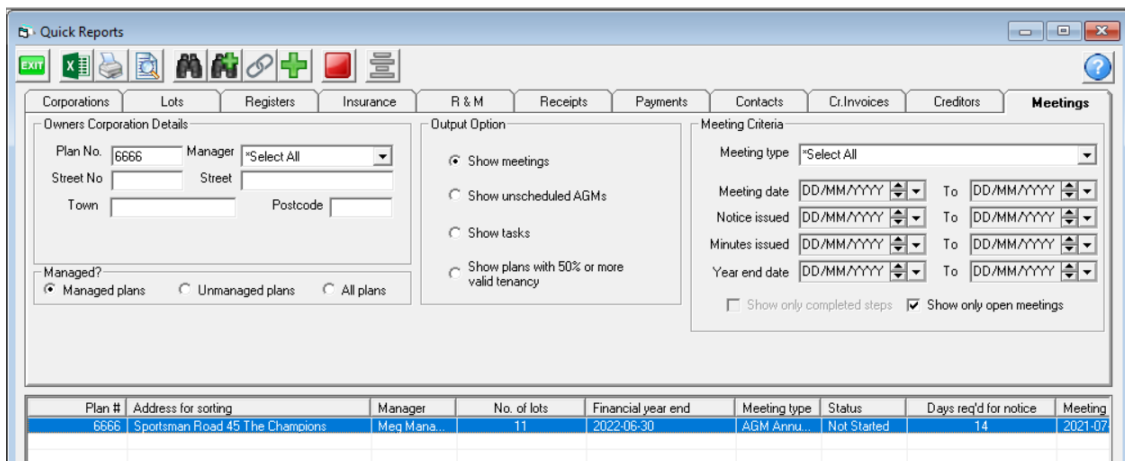


2. Select the Meetings tab

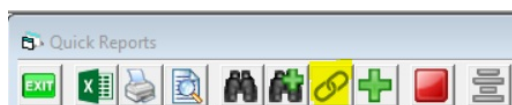


3. Select the Plan involved, whose meeting register produced the error and search.

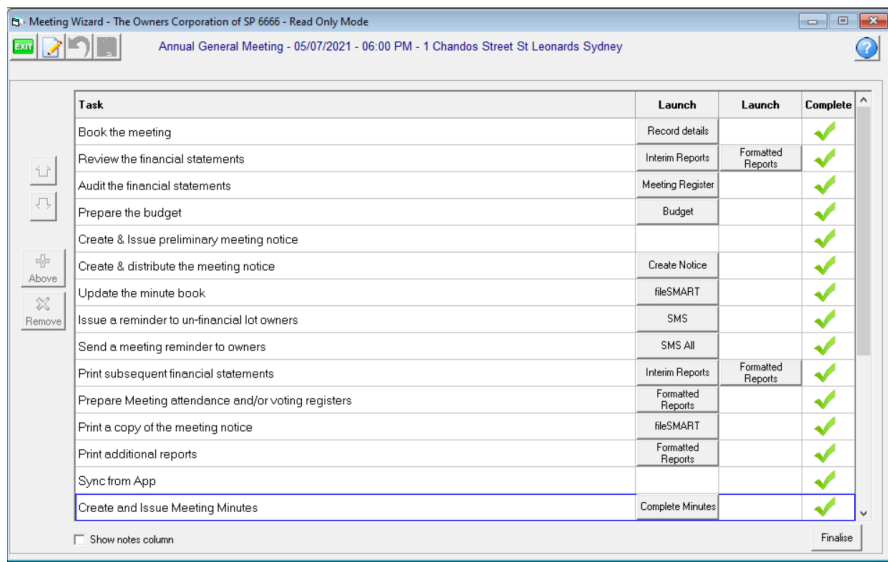
Note - more than one meeting may show. In this case you may need to run through the following steps 4 to 6 with each meeting to reset the other causing the error.



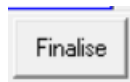
4. Click the chainlink in the toolbar.



5. Update the Minutes of the Meeting that appears, if required



6. Click the Finalise button on lower right.



7. When you open the Meeting Register it will now appear as normal.

Should you continue to receive an error message after following the steps above, log a case to Strata Master Support through your MyMRI portal or by phoning 1300 657 700. **Please mention that you have followed the article "Error Loading Meeting Status in Strata Master" otherwise it will be re-sent to you.**

02/01/2025 2:18 pm AEDT